




DK-969-CUT


筒臂式重型切边缝纫机


Cylinder arm heavy-duty edge cutting sewing machine



应用工艺: 硬皮类3D立体缝纫加修边, 如: 硬皮餐椅


Application Process: Hard skin 3D 3D sewing with trimming, such as: hard skin dining chairs.






独立电机驱动的垂直式切边装置

Vertical trimming device driven by independent motor.



强劲稳定的切边器，适合各种硬革材料的裁切

Powerful and stable edge cutter, suitable for cutting various hard leather materials.



XL筒型摆梭设计，锁芯容量增加70%

XL cylindrical shuttle design, lock cylinder capacity increased by 70%.



电子手轮实现轻松精准的机针定位

Electronic handwheel enables easy and precise needle positioning.

产品规格 Product Specifications

型号	Model	DK-969-CUT
切边边距	Edge margin cutting	5.0/5.5/6.0 /8.0mm
最高缝速	Max Sewing Speed	1000 针/分钟 (needle/minute)
最长针码	Max. stitch length	12mm
压脚抬升高度	Presser foot lift clearance	30mm
自动提升装置	Automatic lifting device	气动式 Pneumatic type
交替压脚行程	Alternating foot stroke	1-12mm
臂下空间	Arm operating space	420mm×225mm
机针	Needle	794/1000H 120-300
最大缝线	Maximum suture thread	M5/3 1.6编织带
供油方式	Lubrication	自动 Automatic
机头重量	Machine head weight	约100kg
气压和耗气量	Air pressure	6bar,0.7NL/min.
电源要求	Power supply	230V,50/60 Hz

**“sti/min”代表“针/分钟”